

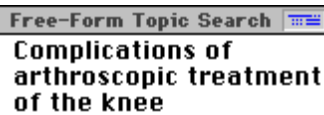
A R I E S

Overview

JBJS on CD-ROM is the electronic version of the printed American and British editions of *The Journal of Bone and Joint Surgery*, offering you literature access as never before...

- Full editorial content of both editions of the Journal from 1996 forward on a single CD-ROM - carry your library in your pocket!
- High quality display of figures and tables at three resolutions - thumbnail, standard and double.
- Bibliography links to MEDLINE records give you abstracts for cited articles in many other journals.
- Fuzzy logic and Boolean searching make finding articles simple and fast.
- Quarterly updates at a modest price give you currency and the convenience of "electronic binding".
- Acclaimed *Knowledge Finder* search software for Windows™ and Macintosh® makes content access intuitive with minimal learning.

Searching



Finding the article you want is as easy as just typing the few words that you think best characterize the article. *Knowledge Finder's* unique fuzzy logic searching uses precise mathematical

analysis to judge how closely each article appears to match your search query. And search results are presented in order of likely relevance, showing you the closest matches first, and saving you time reviewing search results.



For precise searching, just click a button to activate *Knowledge Finder's* Boolean Search mode. With the traditional Boolean operators, nested parenthesization and truncation, you can fine tune your search to identify the specific article for which you're looking.

Table-of-Contents

browsing lets you quickly view all of the articles in a particular issue. The hierarchical browser also lets you open multiple Contents windows, so you can see the contents of several issues simultaneously.

▶	October 1997, Volume 79-A, Number 10
▶	November 1997, Volume 79-A, Number 11
▶	December 1997, Volume 79-A, Number 12
▼	January 1998, Volume 80-A, Number 1
1	Editorial - The Boston Tea Party of 1997; Henry R. Cowell, M.D., Ph.D.
2	Editorial - A Commentary on Healing; Carol Roberts Gerson, M.D., F.A.A.P.
4	Spontaneous Repair of Superficial Defects in Articular Cartilage in a Fetal Lamb Model*; ROBERT S. NAMBA, M.D., MARTIN MEULLI, M.D., KERRY M. SULLIVAN, M.D., ANH X. LE, M.D., N. SCOTT ADZICK, M.D.
11	Association between Ratio of Matrix Metalloproteinase-1 to Tissue Inhibitor of Metalloproteinase-1 and Local Recurrence, Metastasis, and Survival in Human Chondrosarcoma*; KEITH R. BEREND, M.D., ALISON P. TOTTH, M.D., JOHN M. HARRELSON, M.D., LESTER J. LAYFIELD, M.D., LLOYD A. HEY, M.D., SEAN P. SCULLY,

Article Display

Full-text articles are displayed on your computer screen showing all of the text, symbols and equations contained in the original print article. References to figures, tables and citations in the text are "hot-linked", so that you just click on the reference in the text to see the corresponding item. Flexible window re-sizing lets you organize your screen to suit your needs. Article text, optionally including figures and tables, can be printed.

JBJS [American] 1996-1998
January 1998, Volume 80-A, Number 1
99 Arthroscopic Treatment for Lipoma Arthroscens of the Knee. A Case Report*

Case Report

AUTHOR(S): SOLA, JAMES B., M.D.; WRIGHT, RICK W., M.D., ST. LOUIS, MISSOURI

Investigation performed at the Department of Orthopaedic Surgery, Washington University School of Medicine, St. Louis.

*No benefits in any form have been received or will be received from a commercial party related directly or indirectly to the subject of this article. No funds were received in support of this study.

†Department of Orthopaedic Surgery, Washington University School of Medicine, One Barnes Hospital Plaza, Suite 11500, West Pavilion, St. Louis, Missouri 63110.

J Bone Joint Surg [Am] 1998; 80-A: 99-103

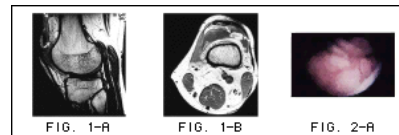
Lipoma arthroscens is a rare intra-articular condition that can result in painless swelling of a joint^{1,2,3,4}. It almost always affects the knee, although there have been case reports of involvement of the wrist, hip, and ankle^{5,6,7,8,9,10,11}. The lesion is a benign hyperplastic process that has been defined as a diffuse collection of fat replacing the subsynovial layer and resulting in the formation of villous projections¹². We report the case of a patient who was managed with an arthroscopic procedure because of lipoma arthroscens involving both knees. To our knowledge, this is the first report of arthroscopic treatment of this condition.

Case Report

A fifty-eight-year-old man was seen because of a three-month history of recurrent painless effusion in the left knee. Aspiration of the knee and injection of cortisone had been performed at another institution, but the effusion had recurred after one to two weeks. The effusion was not relieved with use of non-steroidal anti-inflammatory agents. The patient had not noted catching, locking, or giving-way of the knee, but the swelling seemed to be worse after activities that involved twisting.

Thumbnails

Whenever you open an article, *Knowledge Finder* presents simultaneously and quickly a window with overview thumbnail images of all of the figures and tables in the article. This gives you an "image table-of-contents" for the article, and helps you find an image by pattern recognition, rather than just by words. Click once on any image, and the full figure or table appears almost instantaneously.

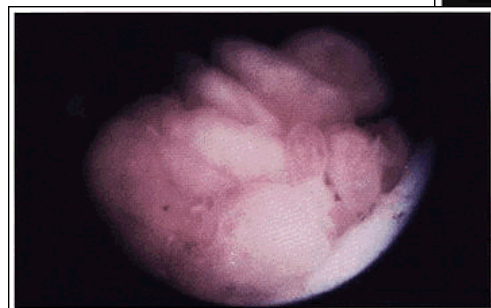


Figures and Tables

Every figure and table from the print publication is included on the CD-ROM. You can view color and gray scale halftones at their standard size, and at double resolution for enhanced image clarity. Ergonomically-designed image scrolling and panning makes viewing of large images convenient. Line drawings, graphs, charts and



T2-weighted sagittal magnetic resonance image revealing the mass in the tellar pouch (arrows). The mass same signal intensity as fat.



tables are displayed in independent windows, and can be displayed at double resolution.

Linked Abstracts

All bibliographic references in the articles have been matched against the National Library of Medicine's MEDLINE® database. Where available, the MEDLINE abstract and record have been incorporated into the *JBJS* CD-ROM database. An indicator in the on-screen References window tells you the abstract is available for immediate viewing.

Equipment Requirements

To use *JBJS* on CD-ROM with *Knowledge Finder*, you'll need a PC/compatible or Macintosh computer:

For the PC, you'll need Windows 3.1, 95 or NT, an 80486 or better CPU (Pentium recommended, 50MHz or faster) with 16MB RAM, at least SVGA video, a mouse, and a CD-ROM player (faster is better!).

For the Macintosh, you'll need System 7.5.1 or later, a color Macintosh (68040 CPU or later recommended) with 16MB RAM, and a CD-ROM player (again, faster is better!).

Knowledge Server® and *Knowledge Host*®, also available from Aries Systems, let you access your *Knowledge Finder* databases in a network environment. Please contact Aries Systems or your authorized *Knowledge Finder* dealer for details.

Knowledge Finder, Knowledge Server, Knowledge Host, the Pennant logo, and "Enhancing the Power of Knowledge" are trademarks of Aries Systems Corporation. All other trademarks referenced herein are the property of their respective owners. Content of JBJS on CD-ROM Copyright © 1996-Present, The Journal of Bone and Joint Surgery, Inc., and The British Editorial Society for Bone and Joint Surgery. Specifications subject to change without notice or liability to Aries Systems Corporation. Copyright © 1998, Aries Systems Corporation. All Rights Reserved.

Order Form

1. SHIPPING AND BILLING INFORMATION

SHIP TO:

Name: _____
 Department: _____
 Institution: _____
 Address: _____
 City: _____
 State: _____ ZIP/Post Code: _____
 Country: _____
 Telephone (IMPORTANT!): _____
 Fax Phone (IMPORTANT!): _____

BILL TO:

Name: _____
 Department: _____
 Institution: _____
 Address: _____
 City: _____
 State: _____ ZIP/Post Code: _____
 Country: _____
 Telephone (IMPORTANT!): _____
 Fax Phone (IMPORTANT!): _____

2. CREDIT INFORMATION

So that we may ship your order immediately, please select one of the following:

- Approved Purchase Order enclosed
- Payment enclosed/US\$ only, checks drawn on US banks
- Charge to MasterCard/VISA/American Express
 Card Number: _____
 Name: _____
 Expiration: _____

3. ABOUT YOUR COMPUTER...

For our technical support records, please tell us about the computer on which you'll use the CD-ROM (we must have this information if you're ordering the network version):

- PC/compatible - Model: _____
- Macintosh - Model: _____
- If you're ordering a network license, please indicate the type of server on which the CD-ROM will be loaded:

4. ITEMS TO BE ORDERED

MODEL NUMBER	DESCRIPTION	QUANTITY	UNIT PRICE	TOTAL PRICE
JBJS-S-P	JBJS on CD-ROM, Personal Use (Print Subscriber)	_____	\$150.00	_____
JBJS-NS-P	JBJS on CD-ROM, Personal Use (Non-Subscriber)	_____	\$195.00	_____
JBJS-R-P	JBJS on CD-ROM, Personal Use (Resident-US/Canada)	_____	\$120.00	_____
JBJS-I	JBJS on CD-ROM, Institutional Use License	_____	\$395.00	_____
JBJS-N	JBJS on CD-ROM, Network Use License	_____	\$395.00	_____
SUBTOTAL				_____
If delivery is in Massachusetts, Sales Tax (if exempt, please attach certificate)				_____
Shipping/handling for destinations outside the U.S., add \$30 FOR EACH COPY ORDERED				_____
ORDER TOTAL				_____

5. TERMS

Payment is due in full in advance or upon receipt of ordered items. A 1.5% per month periodic **FINANCE CHARGE** will be applied to all amounts unpaid after thirty (30) days. This compares to an **ANNUAL PERCENTAGE** of eighteen (18) percent.

6. SEND ORDER TO:

Aries Systems Corporation
 200 Sutton Street
 North Andover, Massachusetts 01845 USA
 (USA) (978) 975-3811

OR FAX TO: